


KNOW YOUR CRANE SIGNALS



Operations Start
(follow my instructions)




Stop



Emergency Stop




HOIST
Clench and unclench
fingers to "inch" load




Lower Slowly



Lower



Slew in direction
indicated



JIB UP

JIB DOWN

Derricking jib



EXTEND JIB



RETRACT JIB

Telescoping Jib




TRAVEL TO ME




TRAVEL FROM ME

CRANE MOVEMENT
Use both hands



Travel in direction
indicated



Cease operations

Note: When signalling you should stand in a safe position where you can see the load and can be seen clearly by the crane operator. Face the driver where possible. Each signal should be distinct and clear